

Scaled data based on original data using
LM-79-08 Approved Method: Electrical and Photometric Measurements of Solid-
State Lighting Products

Test Report Prepared for
Cooper Lighting Solutions
(formerly Eaton)

Brand: STREETWORKS

Report Number: P458629

Luminaire Tested: **GLAN-SA2A-735-U-5MQ**

Issue Date: 1/4/2021

Test Information

Test Method: LM-79-08
Report Number: P458629
TEST IS SCALED FROM IESNA LM-79-08 TEST DATA (G3-2011-042-2)
Test Lab: INNOVATION CENTER
Issue Date: 1/4/2021
Manufacturer: COOPER LIGHTING SOLUTIONS (FORMERLY EATON)
Product Line: STREETWORKS
Catalog Number: GLAN-SA2A-735-U-5MQ
Description: GALLEON AREA AND ROADWAY LUMINAIRE
(2) 70 CRI, 3500K, 615mA LIGHTSQUARES WITH 16 LEDS EACH AND TYPE V MEDIUM OPTICS
Light Source: -
Ballast/Driver: ELECTRONIC DRIVER

Summary

Lumens per Lamp: N/A
Luminaire Lumens: 8985 lumens
Efficiency: N/A
Efficacy: 142.6 lumens/watt
Luminous Opening: Rectangular (W 0.5' x L: 1' x H: 0')
IES Classification: Type V - Short
BUG Rating: B3 - U0 - G2

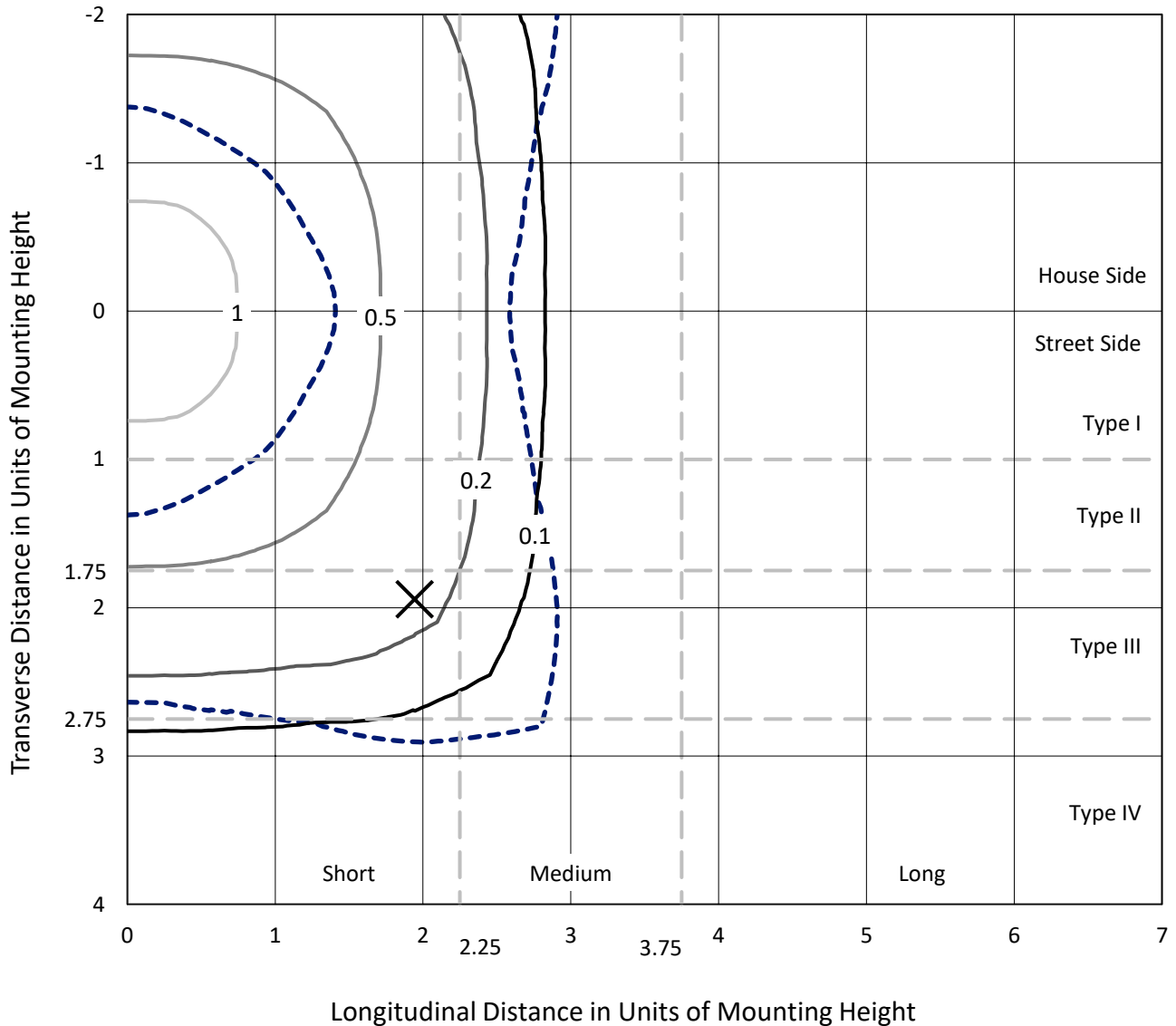
Input Watts (W): 63
Input Voltage (V): NR
Input Current (Ain): NR
Voltage Rise (V): NR
Power Factor: NR
Total Harmonic Distortion (THDi): NR
Frequency (hertz): 60
Stabilization Time: NR
Operation Time: NR
Ambient Temperature (°C): NR
Test Distance: 24 FT



REPORT NUMBER: P458629
 CATALOG NUMBER: GLAN-SA2A-735-U-5MQ

Iso-Footcandle Lines of Horizontal Illumination

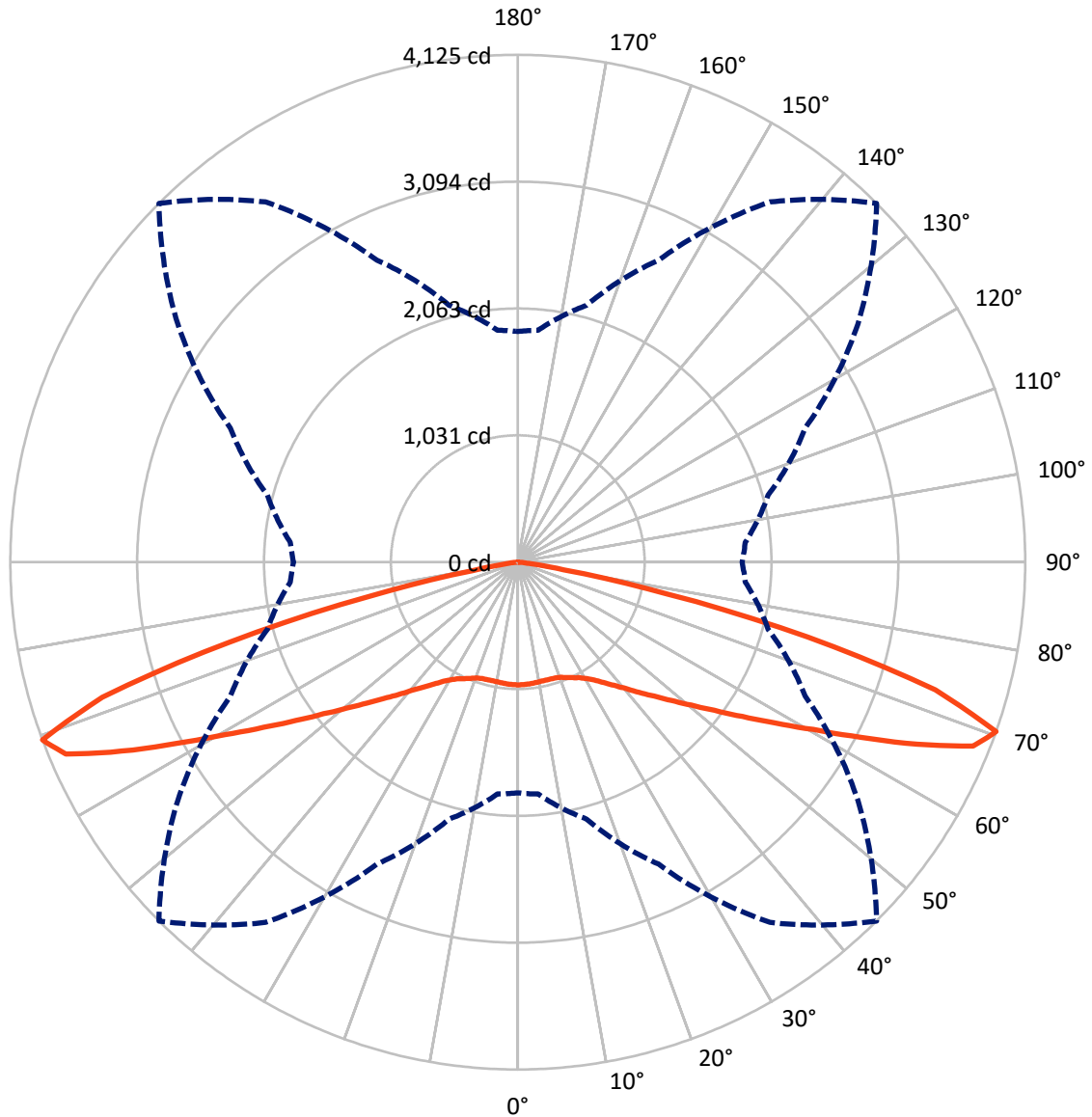
✕ Max cd
 - - - 1/2 Max cd



Based on 25 foot mounting height. Maximum calculated value = 1.6 fc
 Type V - Short - N/A

REPORT NUMBER: P458629
CATALOG NUMBER: GLAN-SA2A-735-U-5MQ

Luminous Intensity Polar Plot



— Vertical Plane Through 45-Deg Lateral - - - Horizontal Cone Through 70-Deg Vertical

REPORT NUMBER: P458629

CATALOG NUMBER: GLAN-SA2A-735-U-5MQ

FLUX DISTRIBUTION:

		Downward	Upward	Total
House Side	Lumens	4492.5	0.0	4492.5
	% Fixture	50.0	0.0	50.0
Street Side	Lumens	4492.5	0.0	4492.5
	% Fixture	50.0	0.0	50.0
Total	Lumens	8985.0	0.0	8985.0
	% Fixture	100.0	0.0	100.0

Coefficient of Utilization

ZONAL LUMENS:

Zone	Lumens	% Fixture
0°-10°	94.6	1.1
10°-20°	277.6	3.1
20°-30°	474.8	5.3
30°-40°	753.7	8.4
40°-50°	1215.9	13.5
50°-60°	1978.3	22.0
60°-70°	2867.8	31.9
70°-80°	1272.1	14.2
80°-90°	50.2	0.6
90°-100°	0.0	0.0
100°-110°	0.0	0.0
110°-120°	0.0	0.0
120°-130°	0.0	0.0
130°-140°	0.0	0.0
140°-150°	0.0	0.0
150°-160°	0.0	0.0
160°-170°	0.0	0.0
170°-180°	0.0	0.0
0°-90°	8985.0	100.0
0°-180°	8985.0	100.0



REPORT NUMBER: P458629

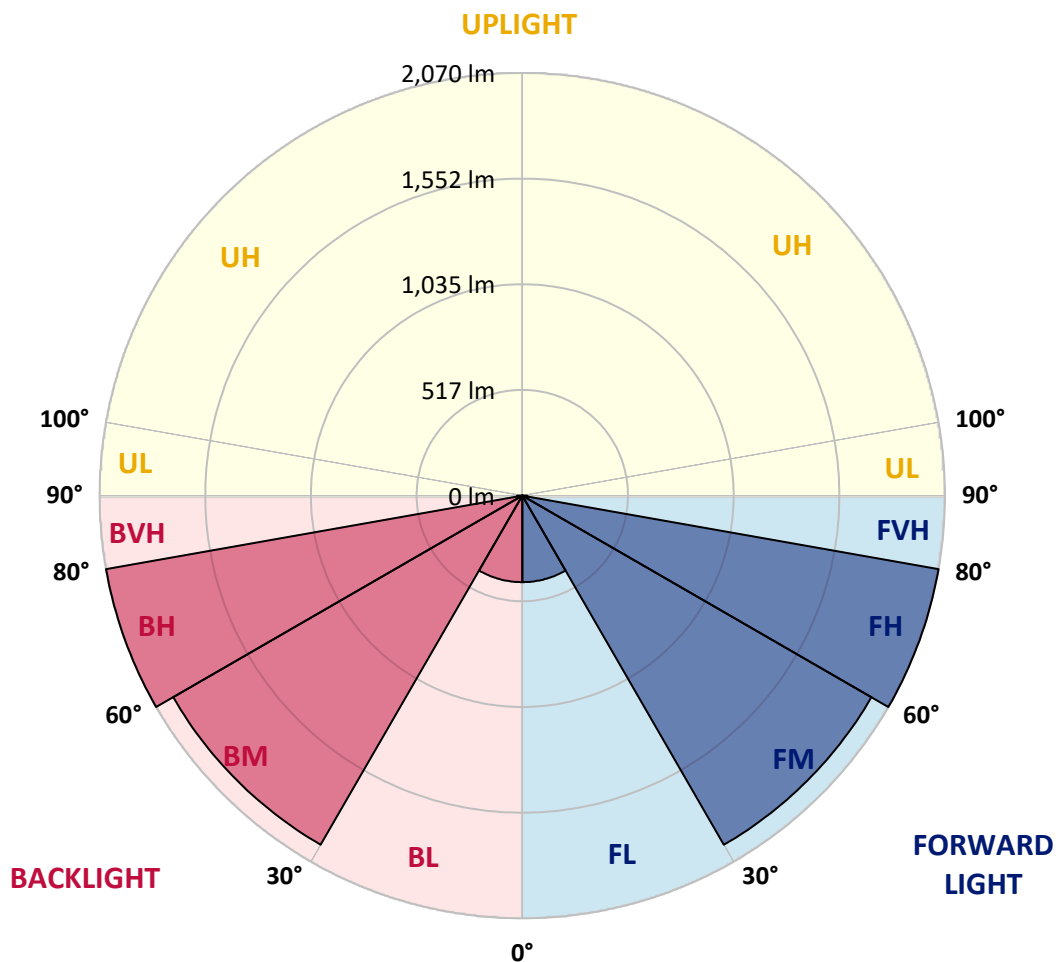
CATALOG NUMBER: GLAN-SA2A-735-U-5MQ

LUMINAIRE CLASSIFICATION SYSTEM LUMEN TABLE AND BUG RATING:

Zone	Lumens	% Fixture	Zone Rating/Lumen Limit		
			B	U	G
FL (0°-30°)	423.6	4.7			
FM (30°-60°)	1973.9	22.0			
FH (60°-80°)	2069.9	23.0			G2/5000
FVH (80°-90°)	25.1	0.3			G1/100
BL (0°-30°)	423.6	4.7	B1/500		
BM (30°-60°)	1973.9	22.0	B2/2500		
BH (60°-80°)	2069.9	23.0	B3/2500		G2/5000
BVH (80°-90°)	25.1	0.3			G1/100
UL (90°-100°)	0.0	0.0		U0/0	
UH (100°-180°)	0.0	0.0		U0/0	

BUG Rating: B3-U0-G2

Type V Short





REPORT NUMBER: P458629
 CATALOG NUMBER: GLAN-SA2A-735-U-5MQ

CANDELA DISTRIBUTION (FULL):

	0°	5°	15°	25°	35°	45°	55°	65°	75°	85°	90°
0°	997.7	997.7	997.7	997.7	997.7	997.7	997.7	997.7	997.7	997.7	997.7
2.5°	997.7	998.7	997.3	996.3	995.8	995.8	995.4	995.8	998.7	999.2	997.7
5°	994.9	995.8	995.4	994.4	994.0	994.0	993.5	993.0	995.4	996.3	995.8
7.5°	991.1	991.6	991.1	990.6	991.1	990.6	989.2	988.3	990.2	990.2	989.7
10°	984.5	985.4	985.0	985.4	986.4	986.4	984.5	982.6	983.1	982.1	982.1
12.5°	976.4	977.9	978.3	980.2	982.6	985.4	981.2	976.9	976.0	975.5	975.0
15°	971.2	972.6	974.5	976.4	980.7	986.9	980.7	974.1	972.2	970.3	969.3
17.5°	969.8	971.7	974.5	977.4	983.1	989.2	984.0	977.4	972.6	969.8	968.9
20°	973.6	975.0	979.3	984.5	992.5	998.7	993.5	986.4	979.3	975.0	973.6
22.5°	981.2	983.5	988.7	998.2	1009.6	1018.6	1011.5	999.6	988.3	982.6	980.7
25°	997.7	999.6	1005.8	1018.6	1031.8	1040.4	1032.8	1019.1	1003.4	995.8	993.5
27.5°	1022.8	1025.7	1032.3	1047.5	1058.4	1063.1	1057.9	1048.4	1037.0	1029.0	1027.1
30°	1058.4	1061.7	1071.6	1087.7	1094.8	1097.7	1095.3	1089.1	1081.1	1072.6	1070.7
32.5°	1106.2	1108.1	1119.4	1134.6	1141.2	1142.2	1139.3	1136.5	1123.2	1109.0	1108.1
35°	1159.7	1163.0	1176.7	1194.7	1200.9	1201.4	1195.7	1191.4	1175.8	1164.4	1164.4
37.5°	1230.7	1232.1	1245.4	1265.8	1272.4	1270.5	1267.7	1263.9	1247.3	1232.6	1233.1
40°	1314.1	1316.9	1328.3	1351.9	1351.9	1349.6	1351.5	1348.6	1332.1	1317.9	1318.3
42.5°	1413.0	1414.5	1428.2	1453.3	1451.4	1446.7	1448.5	1444.8	1434.3	1418.2	1412.6
45°	1518.6	1524.3	1548.0	1572.1	1568.4	1553.2	1560.8	1559.8	1550.4	1526.2	1527.6
47.5°	1646.0	1655.5	1678.2	1707.1	1702.8	1679.2	1687.7	1693.4	1680.1	1653.6	1648.9
50°	1789.5	1795.7	1829.3	1856.3	1852.5	1827.4	1846.8	1847.7	1814.6	1777.2	1777.2
52.5°	1942.4	1948.6	1994.1	2036.2	2038.6	2002.1	2017.7	2016.8	1962.8	1913.6	1904.1
55°	2113.9	2116.7	2175.4	2237.5	2250.7	2215.2	2217.1	2198.2	2128.1	2070.8	2065.6
57.5°	2291.0	2301.4	2366.3	2446.8	2486.1	2464.3	2454.3	2403.7	2336.0	2270.1	2266.8
60°	2487.0	2487.5	2571.8	2667.0	2746.5	2761.2	2720.5	2652.8	2565.1	2478.0	2474.2
62.5°	2622.9	2643.3	2749.8	2910.8	3053.4	3135.8	3028.3	2886.2	2713.8	2573.2	2559.0
65°	2650.9	2664.6	2827.0	3099.8	3391.0	3568.6	3320.0	3017.8	2723.8	2536.3	2526.8
67.5°	2425.0	2439.7	2658.4	3077.0	3627.8	3991.9	3509.4	2954.4	2555.2	2323.2	2304.7
70°	1875.7	1892.3	2162.6	2708.6	3575.2	4125.0	3374.4	2577.0	2107.2	1856.7	1823.1
72.5°	997.3	1058.4	1289.4	1859.1	2901.8	3551.5	2766.9	1880.4	1359.1	1110.9	1066.4
75°	364.1	371.7	500.5	824.4	1688.2	2435.4	1753.0	896.9	515.7	398.2	377.9
77.5°	150.6	150.1	164.8	249.1	613.2	1247.3	684.3	263.3	164.3	152.0	150.1
80°	89.0	89.0	98.0	103.7	161.5	376.5	180.4	117.4	98.5	90.0	91.4
82.5°	39.8	42.1	62.0	65.3	78.1	103.2	87.1	74.8	64.4	44.5	40.3
85°	21.8	18.9	32.7	34.1	37.4	38.4	41.2	40.7	37.4	21.8	22.3
87.5°	4.3	5.2	9.5	7.1	8.1	7.1	9.5	13.3	13.7	7.6	6.2
90°	0.0	0.0	0.0	0.0	0.0	0.0	0.0	0.0	0.0	0.0	0.0

(END OF REPORT)